



Ultimate Replacement Patio Doors



Picture Perfect Winchester Benefits



Soft white with Super Triple-E Glass.

Superior Quality

Experience the best in patio doors with the Winchester Patio Door System. Our trademark of quality craftsmanship is in every door we build.

Winchester doors give you the ultimate in:

- Design
- Energy Efficiency
- Performance
- Security
- Beauty
- Value

Outstanding Security

Winchester's precision locking system allows you to get rid of that unsightly broom handle and still feel secure.

With our 4-point locking system you get:

- Two steel locking bars that bolt into steel receivers in the head and sill with one easy motion (1, 2)
- Additional security/ventilation lock with key (3)
- Optional 5-pin cylinder key lock (4)

A specially designed 5/8" interlock section (5) joins both panels together with a full length metal bar that makes prying open virtually impossible.

Winchester patio doors are built to let you feel secure even when today's statistics show home break-ins are on the rise.

Maintenance-Free

Our rigid PVC extruded vinyl will not warp, crack, rot, or ever need painted!



Winchester's Patio Door System puts an end to constant maintenance and stays beautiful year-after-year, use-after-use!

Ultimate Protection

No where else can you get the quality, security and performance that Winchester doors are built with. To prove we believe our doors are best, we offer a 50-year warranty on the entire door including the insulating glass. Winchester means protection at its best.




Brown with contemporary diamond grid pattern.



Operational Ease

Top-quality ball-bearing roller assemblies (6) allow for effortless gliding every time. Easy access height adjustment adds maximum weather tightness. A stopping bumper avoids unnecessary bumping of moveable panel. Winchester incorporates a precision grip ease handle. Handle is available in white, brown, polished brass, and satin nickel finishes with optional key lock.




Deluxe Screen Construction

Extruded aluminum rails assures you strength and durability. Heavy duty corner gussets (7) virtually eliminate derailing and jamming while keeping your screen square through a lifetime of operation.

Strong charcoal fiberglass mesh reduces glare and tearing. Top and bottom tandem rollers work to help stop aggravating track jumping.

A special bug stopper feature keeps bugs out while allowing ventilation.



Thermal Performance

Winchester Door Systems are built to provide you with year round comfort in any weather conditions. Over 100' of heavy-duty woolpile weather-stripping helps eliminate unwanted air and water infiltration.

Dual Thermal Threshold

Precision engineered, Winchester's anodized threshold adds superior performance and strength. A polyurethane thermal break with vinyl weather-stripped center section (8) provides a dual thermal barrier between inside and outside that virtually stops icing and condensation. Wool pile weather-stripped snugs both panels to give an air tight fit.

Cross section not to scale.

Never Settle for Less When You Can Have the Winchester Best



Two and three panel configurations; Colonial and Beveled Grids.

Structural Integrity

Winchester's frame construction is unbeatable and unmatched in the industry.



- Frame wall thickness of .150 impact resistant vinyl (9)
- Panel thickness of 1-7/8"

Specifically designed hollows maximize energy efficiency and allow a lifetime of structural strength and performance.

Door panels are reinforced with galvanized steel and have high-tech fusion welded corners (10). This "one piece" sash stays square through decades of continuous use while creating a superior barrier against air and water infiltration.

Security, Peace of Mind

State-of-the-art construction and unique security features are complimented by Winchester's "Super" energy efficient insulating glass system. Super security features and maximum energy efficiency make Winchester Patio Doors the



The Winchester Best . . .

SUPER TRIPLE-E / SOLARBAN® 60 Low-E / ALPHA-10® / BR50®

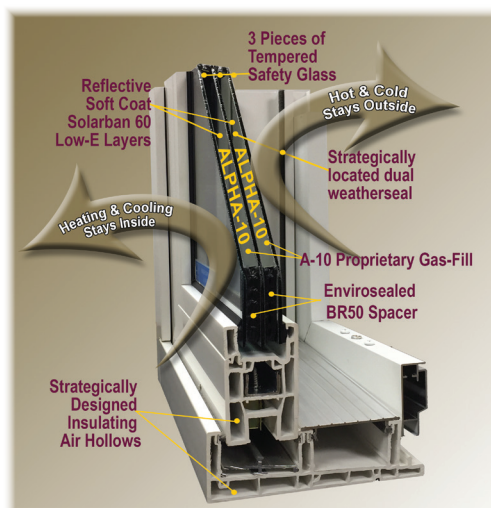


Soft white Sliding Glass Door and Windows with Super Triple-E Glass.

Triple Glass

Winchester's Super Triple-E, with SolarBan 60, ALPHA-10, and BR50 glass system reigns above all others. The best starts with three pieces of safety tempered glass that provides two insulating air spaces with an optimum overall thickness of 1" for maximum thermal performance.

Winchester doors are designed with triple glass as standard. We believe you deserve the thermal performance and security that every triple-glass Winchester door offers. They're built tough and designed to last!



Soft-Coat Low-E

For energy efficiency above all standards, Winchester utilizes the industries best soft-coat PPG SolarBan 60 Solar Control Low-E glass. SolarBan 60 adds energy efficiency and comfortable living thanks to almost invisible microscopically - thin multiple coatings that block out solar energy and keep furnace heat in.

Be cooler in the summer and warmer in the winter with Winchester patio doors. SolarBan 60 glass stops up to 92% of unwanted dangerous ultra-violet rays.

Alpha-10® Gas

Winchester adds innovation with our own proprietary, volume filled, ALPHA-10 gas insulation that is safe and inert. This invisible, but extremely effective form of insulation adds additional barriers to unwanted weather, noise, condensation, and icing.

Solar Ban® 60 is a registered trademark of PPG Industries, Inc. Winchester®, SUPER TRIPLE-E®, ALPHA-10® and BR50® are registered trademarks of Winchester Industries, Inc.



Innovative BR50® Sealant

Winchester's non-conductive envirosealed thermoplastic BR50 sealant spacer system eliminates the use of aluminum spacers that promote condensation. BR50 is comprised of a thermoplastic material, desiccant and metallic insert, that is extruded into one continuous form. BR50 eliminates corners that cause leakage.

*Winchester Picture Perfect Patio (Sliding) Door
and Replacement Window Protection*



Winchester Picture Perfect Patio Door Options

Glazing Choices




Clear




Beveled

Various Glazing Options	Thermal Performance	
	U-Value	SHGC
• Double clear w/BR50 thermal spacer system	•.44	•.57
• Double with Low-E, ALPHA-10 Gas and BR50	•.27	•.30
• Triple clear glass with BR50	•.34	•.51
• Triple-E: Low-E on one piece of glass, ALPHA-10 Gas in one cavity and BR50	•.24	•.30
• Super Triple-E: Low-E on two pieces of glass, ALPHA-10 Gas in both cavities and BR50	•.20	•.24
• Super Triple-E with Krypton: Low-E on two pieces of glass, Krypton Gas in both cavities and BR50	•.16	•.24


Grids



Traditional Flat Colonial

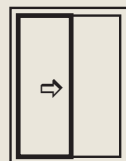


Contoured Style

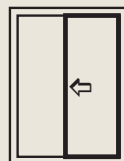


Contemporary Diamond

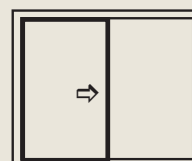
Styles (Standard) - (viewed from inside the home)



Left Slide
5' x 6'8" (59" x 79 1/2") or
6' x 6'8" (71" x 79 1/2")

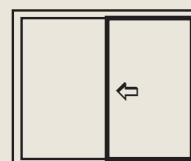


Right Slide



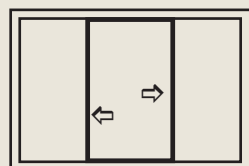
Left Slide

8' x 6'8" (95" x 79 1/2") Double Glass Only

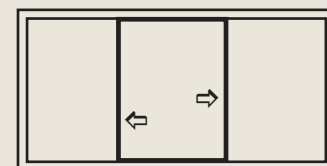


Right Slide

Double Glass Only



Left or Right Center Slide
9' x 6'8" (107 1/4" x 79 1/2")



Left or Right Center Slide
12' x 6'8" 143 1/4" x 79 1/2" Double Glass Only

4 panel and other slide configurations are available as special order.

Winchester patio/sliding glass doors are superior in every way! Triple glass, standard vacation lock, outside keylock and keyed alike hardware are virtually nonexistent among other patio door manufacturer features. Feel secure while letting the view in.

Door and Hardware* Colors



Light or Med. Woodgrain**
Polished Brass

Brown
Brown

White
White

Beige
Satin Nickel

*All hardware colors are available with any frame color choice.

**Light Woodgrain interior is available with white exterior only

**Medium Woodgrain interior is available with white, brown or beige exterior



Super glass model with decorative beveled glass etching and polished brass hardware and keylock.



Ultimate Replacement Patio Doors



EXCLUSIVELY SOLD AND INSTALLED BY: